

We adapt
our valves
to your process.

HYGIENIC SINGLE SEAT VALVES

From our planning
via design up to
maintenance.



PRODUCT OVERVIEW Hygienic Single Seat Valves

- Page 3 Single Seat Valve LCV
- Page 3 Standard Single Seat Valve ESV
- Page 4-5 Overview Hygienic Single Seat Valves
- Page 4 Technical Data
- Page 5 Other Versions

- Page 6 RIEGER as a Solution Provider
- Page 7 Rieger worldwide

Maintenance Free Actuators
up to 165.000 cycles

LCV SINGLE SEAT VALVE



DESIGN

- / closing pressure: 6 bar (87 psi)
- / resistant against aggressive media
- / for proximity switches and control tops
- / highest safety standard via caged spring

HANDLING

- / actuator maintenance free
- / required air supply pressure: 5 – 8 bar (72,5 – 116 psi)
- / fast assembly/disassembly
- / suitable for all common air fittings

FLEXIBILITY

- / switching from spring to close (NC) to spring to open (NO) and vice versa with same actuator possible
- / only 3 actuators for all sizes in our building block system
- / Booster available
- / adaption for all common control tops available

flexible in use up to 165.000 cycles

ADDITIONALLY TO OUR VALVES WE OFFER A WIDE RANGE OF SERVICES ON YOUR PREMISES

Our range of services includes:

- / service and maintenance of all Rieger products and other current valve and fittings manufacturers in your company
- / classic maintenance including I/O check and documentation
- / stock taking with parts lists of your plant to ensure a correct spare parts procurement
- / preventive maintenance with maintenance contract
- / optimization and engineering services


You'll find additional information on page 6 RIEGER as a solution provider.

Additionally we offer trainings and developments for your team.



ABSOLUTE PRODUCT SAFETY

- / bodies made of solid bar provide higher product safety
- / technically vacuum safe
- / safely chambered profile gasket at the spindle of our Hygienic Single Seat Valves fulfills the function of a gasket and a wiper
- / axial sealing with o-rings in valve seat
- / unique o-ring groove avoids product getting behind o-ring
- / no threaded connections in product area as one-piece valve disks are being used



SERVICEABILITY

- / exchange of gaskets without special tools
- / actuators completely maintainable
- / rebuild of actuators from spring to close (NC) to spring to open (NO) and vice versa possible
- / low requirement of air supply
- / insert of valve can be completely disassembled to the top

EFFICIENCY

- / upgrade to aseptic version possible
- / low pressure drop
- / no dome and no sump in valve due to ball-shaped valve body
- / Full Stroke design shortens cleaning time for viscous media (see separate brochure)

ESV STANDARD SINGLE SEAT VALVE



Operational and Process Safety



Highest Possible Quality



Quality Control



Reducing the Total Operating Costs



Life Cycle Valve LCV

/ Stroke: 19,5mm (DN 50)
/ maintenance free actuator
/ valve for standard applications with basic requirements



Standard Single Seat Valve ESV

/ Stroke: 22mm (DN 50)
/ maintainable actuator



Single Seat Valve with Balancer BC

/ Stroke: 22mm (DN 50)
/ balanced valve disk
/ waterhammer safe during closing
/ maintainable actuator



Long Stroke Valve LS

/ Stroke: 38mm (DN 50)
/ larger stroke
/ maintainable actuator



Full Stroke Valve FS

/ Stroke: 49mm (DN 50)
/ 100% open passage
/ maintainable actuator



For more details on the versions and pricing, request our catalogue.

PARTICLE SIZE IN MEDIUM

PRESSURE DROP

Technical Data

MATERIAL	/ in contact with product	1.4404/AISI 316L
	/ optional	1.4435/AISI 316L
	/ not in contact with product	1.4301/AISI 304
	/ all valves are available in special alloys, such as Hastelloy C22, 1.4539/904L, 1.4529, AL6XN and others	
GASKETS	/ EPDM or FKM (other materials upon request) / PEEK for media with particles	
TEMPERATURES	/ continuous operation	130 °C* (266 °F)* (EPDM)
	/ steam sterilization	150 °C* (302 °F)* (EPDM)
PRESSURE	/ closing pressure	6 bar (87 psi) standard, 10 bar (145 psi) and higher pressures available upon request
	/ air pressure	min. 6 bar (87 psi) / max. 10 bar (145 psi)
SURFACES	/ in contact with product	Ra ≤ 0,8 µm (32 µin) mechanically polished
	/ not in contact with product	Ra ≤ 1,6 µm (63 µin) mechanically polished
	/ higher quality surface finishes and e-polishing available upon request	

* dependent upon operating conditions

Other body configurations for Long Stroke and Full Stroke versions available. Valves in pressure ratings PN6, PN 10, PN 16 and PN 25 available.

Other Versions

Pressure Retaining Valve DH1



Overflow Valve E8 with pneumatic seat lift function



Bunging Valve SP for a hygienic fermentation control

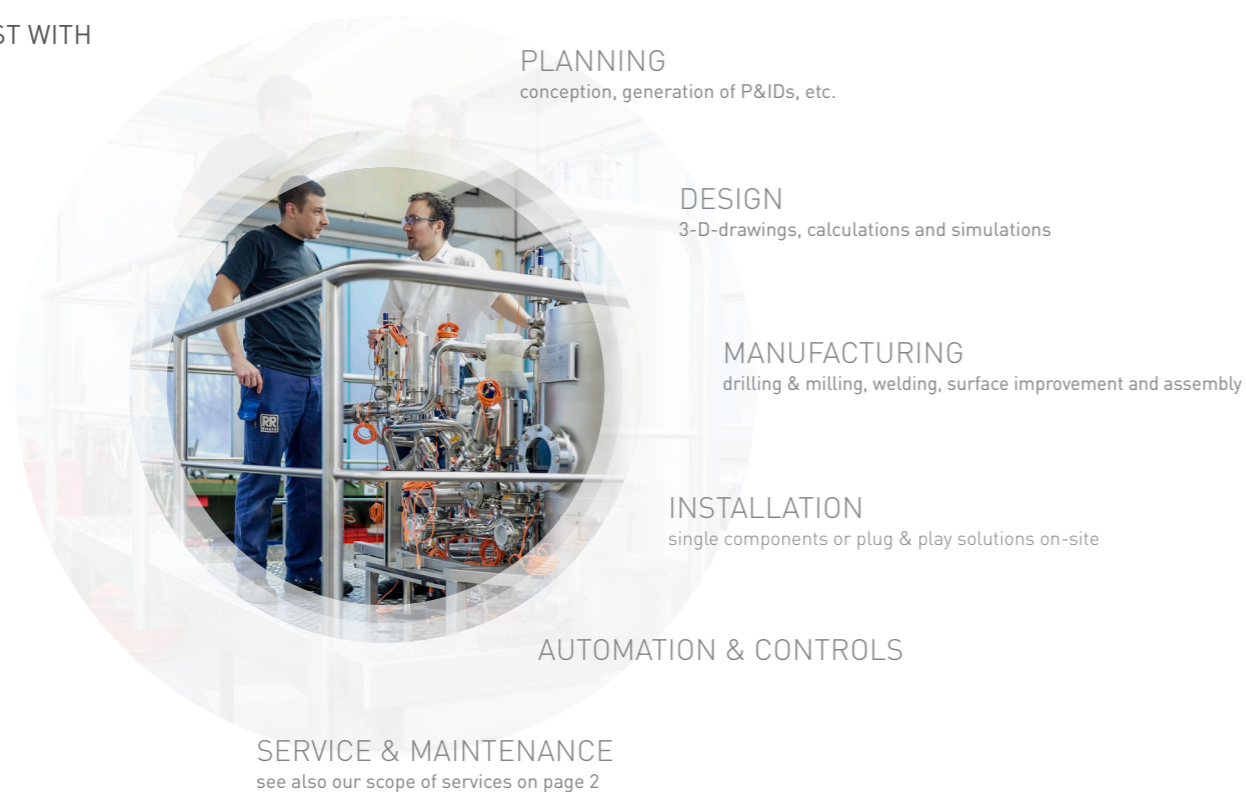




RIEGER AS A SOLUTION PROVIDER

Rieger manufactures not only valves, but also complex valve systems and units. This is done in close collaboration with renowned OEMs and plant manufacturers or directly with end customers. These aseptic or hygienic systems are used in plants of the brewery and beverage industry, in dairies and in the food and pharmaceutical industry worldwide.

WE CAN ASSIST WITH



FROM STANDARD TO THE CUSTOMIZED SOLUTION – HOW WE DO IT

1. YOUR CHALLENGE

Your challenge in the production process is the start for our collaboration.

2. INITIAL INTERVIEW

On-site in your facility we establish a common understanding of your project plan and exchange technical information about our scope of supply.

3. REALITY CHECK

Sometimes the opportunities seem to be unlimited. But does a customized solution always make sense? Together with you we define the frame conditions and prioritise the timeline, the scope of supply and costs for your project.

4. SOLUTION FINDING PROCESS

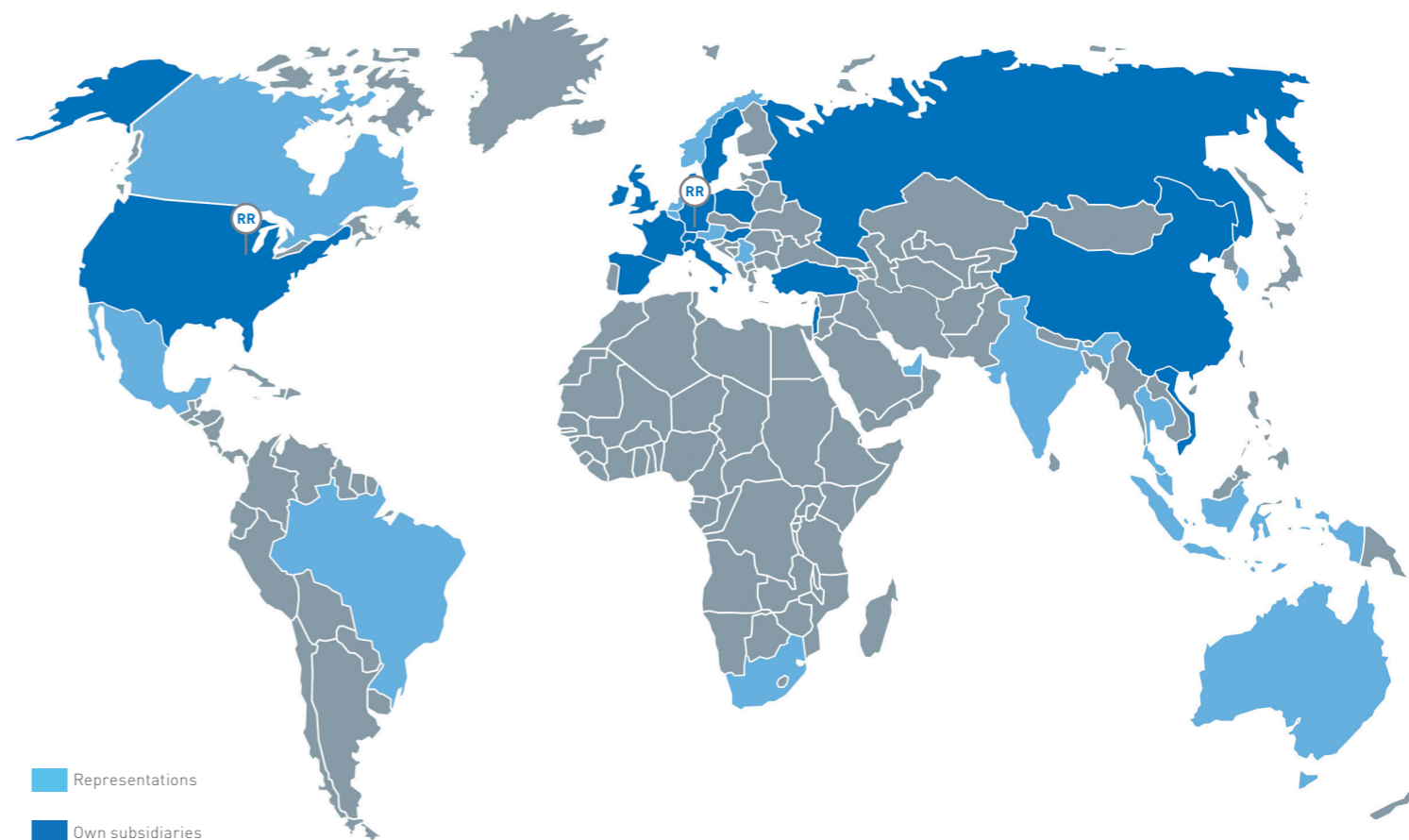
Our design drafts will be discussed together with you as a common basis. Together with you we work iteratively during the development of the solution.

4. CALCULATION AND PLANNING

With finalization of the requirement specification our project engineers launch the planning internally including calculations and correspondence with suppliers. As a result you'll receive our quotation for your customized solution.

6. EXECUTION

The project is launched with a kick-off meeting and the communication with you is only done via one single point of contact of our team. We are happy to assist you with the installation or assembly on site or by conducting maintenance on your equipment.



The **NEUMO Ehrenberg Group** is a family run holding, which is operating worldwide with more than 2.100 employees.

Since 1958 **Gebr. Rieger** has been a member of the NEUMO Ehrenberg Group. In our department valve technology Gebr. Rieger is successfully working in the **fields of valves, customized solutions**, such as **valve blocks** and **tubular structures** as well as **system engineering**, which includes **valve clusters, units, CIP-systems** and all kinds of **plug and play solutions**.

By its global approach Rieger gained international attention in the markets of **food, beverage** and **pharmaceutical industries**.

Besides the **Sampling Valves** the valve range also includes **Mix Proof Valves, Filling Valves** and **Pigging Systems**.



Gebr. Rieger GmbH + Co. KG


Kochertalstraße 32
DE-73431 Aalen
Phone: +49 7361 5702-0
Fax: +49 7361 5702-51
info@rr-rieger.de
www.rr-rieger.de



Rieger Flow Products, LLC.

6121 Green Bay Rd, Suite 220
Kenosha, WI 53142, USA
Phone: +1 262-657-5566
Fax: +1 262-657-5058
info@rr-rieger.com
www.rr-rieger.com

DISTRIBUTED BY:



Stand: 01.09.2020



YOU DIDN'T FIND THE RIGHT VALVE?

Further Rieger valve types upon request and in our catalogue. Contact your dedicated sales manager in our sales team in your area.



Gebr. Rieger GmbH + Co. KG | Kochertalstraße 32 | DE-73431 Aalen
Phone: +49 7361 5702-891 | Email: sales@rr-rieger.de | www.rr-rieger.com

