

CHAPTER 6 SAFETY VALVES

[Page 6.4](#) Safety Valves SH with weld ends


[Page 6.5](#) Safety Valves SH with clamp ferrules

[Page 6.6](#) Gasket Kits

RIEGER safety valves highly prevent undue pressure excesses because of their design: the inlet size is smaller than the outlet size

The sizes	α -value
DN 10/15	0,15
DN 15/20	0,15
DN 20/25	0,15
DN 25/40	0,08
DN 40/50	0,08
DN 50/65	0,08

passed the EC type-examination (Module B) according to Directive 97/23/EG for steam and gas for the set ranges from 1,5 bar [22 psi] to 8 bar [116 psi].



The **RIEGER Safety valve SH** prevents undue pressure excesses of gaseous media in plants and vessels. The set pressure is always higher than the operating pressure of the plants. As soon as this pressure is reached, the valve opens against the force of spring. Full stroke is already reached as soon as the pressure is 10% higher than the set pressure and the overpressure is controlledly drained.

The pharmaceutical and chemical industries as well as biotechnology, beauty culture, the food and beverage industries are the ideal fields of application for the RIEGER safety valve.



Scan QR code to get to the certificates.

The corresponding certificate issued by
TÜV Industrie Service GmbH
TÜV SÜD Gruppe
Abteilung Druckbehälter
Dudenstraße 28
DE-68167 Mannheim

CONSTRUCTION OF THE VALVE

- / massive valve housing
- / no dead spaces
- / completely draining

SERVICEABILITY

- / seal replacement without special tools
- / safety: closed spring cap
- / easily and perfectly cleanable

EFFICIENCY

- / modular assembly system
- / standard seals
- / low maintenance costs: seals can be changed quickly

DESIGN

- / high-grade inner surfaces
- / no sump, no dome

MATERIAL

- / in contact with product 1.4404/AISI 316L
- / optional 1.4435/AISI 316L
- / not in contact with product 1.4301/AISI 304
- / all Valves are available in special alloys, such as Hastelloy® C-22, 1.4539/904L, 1.4529, AL-6XN® and others.

GASKETS

- / EPDM or FKM (other materials on request)
- / PEEK for media with solids

TEMPERATURES

- / maximum continuous operation 130°C*
- / steam sterilization 150°C* max. 20 min.

PRESSURE

- / setting pressure from 1,5 to 8 bar
- / air pressure min. 6 bar / max. 10 bar

SURFACES

- / in contact with product Ra_s 0,8 µm (32 µin) mechanically polished
- / not in contact with product Ra_s 1,6 µm (63 µin) mechanically polished
- / higher quality surface finishes and e-polishing available upon request

CONNECTIONS

DIN 11850-R2 (DIN 11866-A) Clamp DIN 32676

VERSIONS

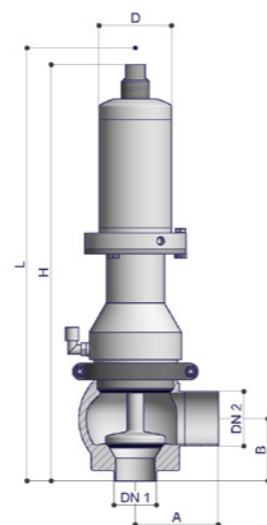
for cleaning:
SH1 = pneumatically liftable, SH4 = liftable by lever
SH14 = pneumatically liftable by lever

* dependent upon operating conditions

Safety Valve SH1

for cleaning pneumatically liftable

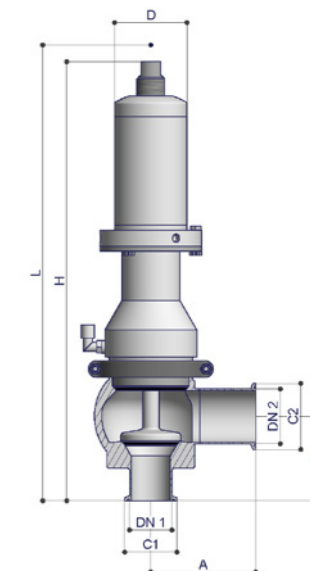
EPDM seals									
DIN	DN1 / DN2	A	B	D	H	L	kg	Reference Number	Price
10/15	13x1,5/19x1,5	40	40	53	269	314	2,7	50101.1000.01.0102.32	on request
15/20	19x1,5/23x1,5	45	45	53	276	323	2,7	50101.1000.01.0203.32	on request
20/25	23x1,5/29x1,5	50	50	53	284	337	2,8	50101.1000.01.0304.32	on request
25/40	29x1,5/41x1,5	60	55	70	356	419	6,6	50101.1000.01.0406.32	on request
40/50	41x1,5/53x1,5	80	60	70	404	479	8,1	50101.1000.01.0607.32	on request
50/65	53x1,5/70x2	100	70	70	421	512	10,0	50101.1000.01.0708.32	on request



Safety Valve SH1

for cleaning pneumatically liftable – with clamp ferrules DIN 32676

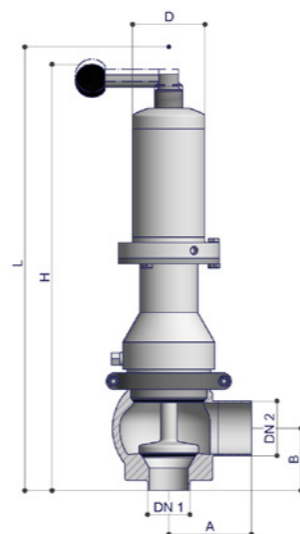
EPDM seals									
DIN	Ø C1/C2	A	B	D	H	L	kg	Reference Number	Price
10/15	34/34	58	58	53	287	332	2,8	50101.1440.01.0102.32	on request
15/20	34/34	63	63	53	294	341	2,8	50101.1440.01.0203.32	on request
20/25	34/50,5	71	68	53	302	355	2,9	50101.1440.01.0304.32	on request
25/40	50,5/50,5	81	76	70	377	440	6,8	50101.1440.01.0406.32	on request
40/50	50,5/64	101	81	70	425	500	8,3	50101.1440.01.0607.32	on request
50/65	64/91	127	91	70	442	533	10,2	50101.1440.01.0708.32	on request



Safety Valve SH4

for cleaning liftable by lever

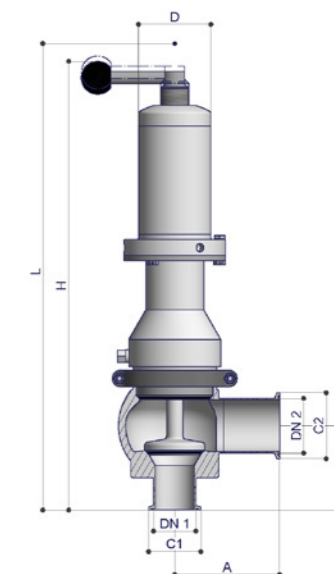
EPDM seals									
DIN	DN1 / DN2	A	B	D	H	L	kg	Reference Number	Price
10/15	13x1,5/19x1,5	40	40	53	271	316	2,8	50102.1000.01.0102.32	on request
15/20	19x1,5/23x1,5	45	45	53	282	329	2,8	50102.1000.01.0203.32	on request
20/25	23x1,5/29x1,5	50	50	53	290	343	2,9	50102.1000.01.0304.32	on request
25/40	29x1,5/41x1,5	60	55	70	365	428	6,8	50102.1000.01.0406.32	on request
40/50	41x1,5/53x1,5	80	60	70	414	489	8,2	50102.1000.01.0607.32	on request
50/65	53x1,5/70x2	100	70	70	431	522	10,3	50102.1000.01.0708.32	on request



Safety Valve SH4

for cleaning liftable by lever – with clamp ferrules DIN 32676

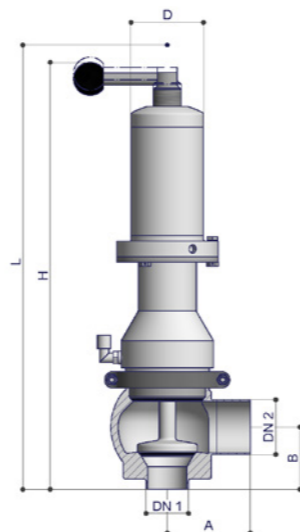
EPDM seals									
DIN	Ø C1/C2	A	B	D	H	L	kg	Reference Number	Price
10/15	34/34	58	58	53	289	334	2,9	50102.1440.01.0102.32	on request
15/20	34/34	63	63	53	300	347	2,9	50102.1440.01.0203.32	on request
20/25	34/50,5	71	68	53	308	361	3,0	50102.1440.01.0304.32	on request
25/40	50,5/50,5	81	76	70	386	449	7,0	50102.1440.01.0406.32	on request
40/50	50,5/64	101	81	70	435	510	8,5	50102.1440.01.0607.32	on request
50/65	64/91	127	91	70	452	543	10,5	50102.1440.01.0708.32	on request



Safety Valve SH14

for cleaning pneumatically liftable by lever

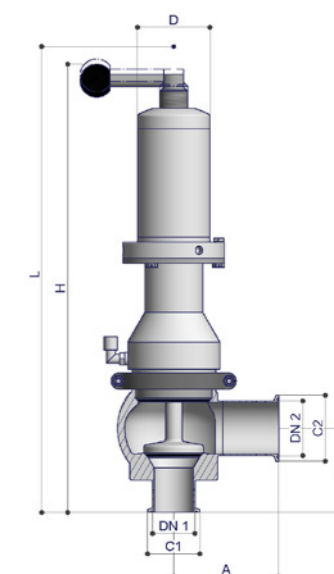
EPDM seals									
DIN	DN1 / DN2	A	B	D	H	L	kg	Reference Number	Price
10/15	13x1,5/19x1,5	40	40	53	271	316	2,8	50103.1000.01.0102.32	on request
15/20	19x1,5/23x1,5	45	45	53	282	329	2,8	50103.1000.01.0203.32	on request
20/25	23x1,5/29x1,5	50	50	53	290	343	2,9	50103.1000.01.0304.32	on request
25/40	29x1,5/41x1,5	60	55	70	365	428	6,8	50103.1000.01.0406.32	on request
40/50	41x1,5/53x1,5	80	60	70	414	489	8,2	50103.1000.01.0607.32	on request
50/65	53x1,5/70x2	100	70	70	431	522	10,3	50103.1000.01.0708.32	on request



Safety Valve SH14

for cleaning pneumatically liftable by lever – with clamp ferrules DIN 32676

EPDM seals									
DIN	Ø C1/C2	A	B	D	H	L	kg	Reference Number	Price
10/15	34/34	58	58	53	289	334	2,9	50103.1440.01.0102.32	on request
15/20	34/34	63	63	53	300	347	2,9	50103.1440.01.0203.32	on request
20/25	34/50,5	71	68	53	308	361	3,0	50103.1440.01.0304.32	on request
25/40	50,5/50,5	81	76	70	386	449	7,0	50103.1440.01.0406.32	on request
40/50	50,5/64	101	81	70	435	510	8,5	50103.1440.01.0607.32	on request
50/65	64/91	127	91	70	452	543	10,5	50103.1440.01.0708.32	on request



Gasket Kits

product side

DIN	EPDM		FKM	
	Reference Number	Price	Reference Number	Price
10/15	5005131	on request	5005267	on request
15/20	5005131	on request	5005267	on request
20/25	5005131	on request	5005267	on request
25/40	5005107	on request	5004143	on request
40/50	5002122	on request	5004141	on request
50/65	5002122	on request	5004141	on request

Gasket Kits

product side

Inch	EPDM		FKM	
	Reference Number	Price	Reference Number	Price
1"/1 1/2"	5005107	on request	5004143	on request
1 1/2"/2"	5002122	on request	5004141	on request
2"/2 1/2"	5002122	on request	5004141	on request